

DYNAPAC CITY PAVERS

Dynapac F1800W / F1800C
Dynapac SD1800W / SD1800C



INTRODUCTION

CITY PAVING REDEFINED

With the 1800 series, Dynapac breaks the rules to deliver the most efficient paver on the market.



THE DYNAPAC CITY PAVER has a laying capacity of 350 t/h and covers paving widths from 0.70 m up to 4.70 m. It is ideal for street and city road constructions and a perfect fit on repair jobs. The class is composed of four different models. Customers can chose from two operating systems: either the Conventional Control, a simple system, easy to operate and maintain; or PaveManager 2.0 which is a CAN-Based control system featuring a wide variety of automated functions. The machines are offered as Tracked or Wheeled.

RELIABLE POWER

The Dynapac City Paver is the most efficient and modern paver in its class. It uses highly advanced technology in electro-hydraulic controls. The 54 kW power provided by the Deutz engine is distributed to the paver functions through a smart, highly efficient system that ensures minimum power loss.

SMART MOBILITY

When it comes to city paving, mobility is crucial. The Dynapac City Paver is quick and easy in every aspect. It features many smart system especially designed to make life easier before paving starts. With SetAssist, the paver driver is ready to redeploy with one push of a button. Truck transportation is possible with one set of extensions attached, in a configuration of up to 4.10 m paving width. When more width is needed, the extension’s easy coupling system makes the extensions attachment quick and safe.



	F1800W	F1800C	SD1800W	SD1800C
Operational system	Conventional	Conventional	PaveManager 2.0	PaveManager 2.0
Undercarriage	Wheels	Tracks	Wheels	Tracks

FEATURES & BENEFITS



1

PLATFORM

Slide out seat stations with pivotable seats
Single slide on operator panel
Extendable roof for weather protection

2

AUGER

320 mm diameter cast flights
Hydraulic height adjustment (200 mm)
Auger width – 1.70 m to 3.15 m
Proportional sensors/speed control

3

SCREED V3500

Dual tube design
Max paving width 4,70 m

4

ENGINE

2.9L TD 4 cylinder 54kW Deutz engine
Tier 4 / Tier 3
No regeneration process needed

5

PUSH ROLLER

60 mm fore-aft adjustment with
6° maximum pivot angle
Safe impact system available for all models

6

HOPPER

10.5 t hopper with front flaps
Dumping height – 502 mm



7

CONVEYOR

700 mm independent conveyor
Individual tensioner at front
Proportional sensors/speed control

8

TRACK DRIVE

2.09 m track
260 mm track pads

9

WHEEL DRIVE

4.31 m turning circle (external)
Reduced wear in the wheels
Rear wheel 385/65 R22,5

10

TRUCKASSIST

Safe truck docking
Low noise operation
Robust design

11

FUME SUCTION

Superior work environment
Design integrated to the main frame
Doesn't affect visibility

12

OPTIONS

Safe impact push roller
Central lubrication
Hopper front flaps
Fume suction

YOU ARE IN CONTROL

PAVEMANAGER 2.0

The SD1800 City Paver features PaveManager 2.0, a CAN-Based control system that offers a wide variety of automated functions such as paving parameters, paving memory function and automatic crown and slope settings. The operators get constant feedback of the paving results, ensuring a continuous optimized performance. Many adjustments made at the screed remote control can also be made from the dashboard and vice versa. The remotes recognize all levelling equipment from MOBA and they can be used on either side of the paver. Both dashboard and remote controls offer color displays and intuitive self-explanatory menus and functions. Symbols and pictures make handling even easier.



CONVENTIONAL CONTROLS

Present in the F series, the dashboards with toggle switches enable an easy and intuitive operation. The conventional electric system is self-explanatory and easy to learn and maintain. From the driver's dashboard, all material related functions can be set in manual or in automated mode for a fully automated material process.



OPERATOR'S COMFORT

The operator's comfort is our priority. Our products always provide an ergonomic high end work place. The comfortable seats are pivotable and placed in a slidable station. The control panel is also slidable and tiltable. The City Paver now features the same HMI (Human Machine Interface) concept of the Large Pavers, for both F and SD series. Having a modular, uniform look with the same operating principles saves a lot of time when operators work on different pavers.

TRUCKASSIST

Dynapac's TruckAssist system is designed to help trucks dock correctly and safely with the paver by simplifying communication between the paver and truck driver. The system comprises two sturdy, dimmable LED bars which are strategically positioned on both hopper edges. The LED bars allow safe, efficient communication between the drivers of the paver and the truck, and enable the paver driver to remain in control of the truck docking process at all times, avoiding hard contact to the paver. Furthermore, this feature is particularly useful in low noise areas, reducing the need to use the horn.





SLIDE OUT SEAT STATIONS WITH PIVOTABLE SEATS
SLIDABLE AND TILTABLE CONTROL PANEL
EXTENDABLE ROOF FOR WEATHER PROTECTION
FRONT WINDSCREEN AS OPTION
GREAT VISIBILITY OVER HOPPER, AUGER COMPARTMENT AND SCREED
EYE CONTACT TO TRUCK DRIVER

New Vario Screed V3500 screed for the City Paver class gives

STABILITY & CONTROL

The screeds for F & SD series of the City Pavers are newly developed by adopting techniques from proven, industry leading Dynapac large paver screeds. The new screed range offers the key benefits and flexibility of our large paver screeds.

DUAL TUBE DESIGN

Dynapac's screed is the most appreciated screed in the market, worldwide!
The screed is extremely stable. The robust Dual-tube extension supports providing best in-class stability even when paving maximum width.

ELECTRIC OR GAS – YOUR CHOICE!

Dynapac's optimized electrical heating system features improved insulation and a stronger generator that has significantly reduced heat-up time. The generator is driven by a flexible shaft from the gear box that offers great reliability and reduced maintenance. The machine is able to achieve uniform heat distribution with new heating coils for bottom plates and tamper. Whoever chooses for the gas heating system gets a remarkably shorter heat-up time.

QUIET OPERATION

Due to the rubber mountings that avoid all the metal to metal contact, the new V3500 is at a very low noise emission level and provides a much better environment for the screed operators. The neighborhood will also appreciate the silence!

ERGONOMIC SIDE SHIELD CONTROL

The height and the angle of the side shield are adjustable with only one crank. The crank is placed on top of the side shield below the remote control, creating an ergonomic and central workplace for the screed operator.

ERGONOMIC WORK PLACE

In addition to effective compaction the Dynapac screed offers great accessibility. The low height gives you a superior view into the auger compartment and constant control over material flow. This low profile screed provides a central, safe and ergonomic workplace.

ECCENTRIC FLEXI LEVER

Dynapac's unique Flexi Lever fast and conveniently changes the angle of attack. This offers a visual control of screed settings to adopt various layer thicknesses during the paving process. The adjustment is made with a simple grip.

FAST AND EASY REPOSITIONING WITH SETASSIT

Specifically designed to reduce setting and transport times on the jobsite, Dynapac's intelligently controlled SetAssist system is especially useful where there is a large amount of spot work involved. The paver driver now has the possibility to save the position of the auger and screed before moving from one section to the next. One push of a button on the redesigned operator panel will then lift the hydraulic front flap, auger and screed, and reverse the conveyor slightly. When the paver arrives at the next paving location, one push of a button will bring the system back to its original position.

The user-friendly SetAssist system is programmable, offering the paver driver the possibility to select or deselect any of the subsystems mentioned above and include additional features.

EXTENSION BOXES


New patented quick coupling system
Quick set up, saving time
Easy adjustment





ROBUST DYNAPAC SCREED DESIGN
DUAL-TUBE SYSTEM
BEST IN-CLASS STABILITY
IMPROVED INSULATION AND HEATING SYSTEMS
EASY ADJUST SIDE SHIELDS
FOOT-STEP PLATES ON RUBBER MOUNTINGS
INTEGRATED WIRING FOR SIDE SHIELDS

Paving parameters




Basic Width: 1,75 m
Hydraulic Extended: 3,50 m
Max Paving Width: 4,70 m
Crown Profile:
 -2,5% / +4,5%
Bottom plate thickness:
 12 mm (Hardox 400)

Pre Compaction




Screed Mass:
 V Screed: 1450 kg
 TV Screed: 1620 kg
V Screed:
 Vibration Freq: 0–3000 rpm
TV Screed:
 Tamper Freq: 0–1500 rpm
 Vibration Freq: 0–3000 rpm

Heating



Gas Screens:
 Power Basic Width: 32,4 kW
 Power Max. Width: 46,8 kW
Electric Screens:
 Power Basic Width: 8,4 kW
 Power Max. Width: 12,7 kW

Heating Control



Control Type:
 Zonal / Full Width
Temperature Sensors:
 4 (One per screed section)
 Accurate temperate display of each section (SD Range only)

Operator Environment



SD Series:
 Ergonomic pivotable HMI with Touch buttons and 3,5 inch Display (optional integrated leveling)
F Series:
 Ergonomic pivotable HMI with Toggle switches

PAVING QUALITY

To achieve the best paving quality you need to rely on a high-performance screed, smooth material flow and an efficient, powerful drive.


All the material flow is now controlled by proportional sensors, providing smoothness to both conveyor and auger reactions and avoiding segregation. To shape the mix, the City Pavers now count on the new V3500, featuring easy and precise adjustments. Additionally, every paving operational function can be controlled by PaveManager 2.0, present in the SD series, monitoring and giving constant feedback of the paving results. With all this in hand, a perfect mat is easily achieved.

QUICK SET UP AND CONVENIENT TRANSPORT DIMENSIONS

SetAssist, innovative quick coupling for extension boxes, foldable auger tunnel, advanced screed heating system

- With SetAssist, the paving parameters can be stored and replicated in the next job site within seconds.
- Even with one set of extension boxes installed (LH and RH), the paver can be conveniently transferred from one job site to the next
- Foldable auger tunnel plates which doesn't need to be removed
- Patented quick coupling screed extension boxes
- Advanced screed heating system for quick heating time

SMART DIMENSIONS



Convenient transport dimensions

One set of extensions + side shields = do not exceed 2,55 m

COMPACT DIMENSIONS



SERVICE COMMITTED TO YOUR FUTURE



WHAT?

GENUINE PARTS AND KITS

- Preventive maintenance kits
- Genuine Filters
- Fluids and lubricants
- Wear and repair kits
- Upgrade Kits

SERVICE

- Right competence
- Training program
- Inspection & service program
- Extended Warranty & Service Agreement

CONSUMABLES

- Track Pads
- Screed plates
- Tamper knives
- Conveyor wearing parts
- Auger segments

HOW?

GLOBAL DISTRIBUTION NETWORK

Always close to you

DYNAPAC.COM

- Kit selector
- Fluid selector
- Shop Online

DYN@LINK

- Manage your fleet
- Timely interventions planned with service alerts

PREVENT THE COST OF A BREAKDOWN

REGULAR MAINTENANCE PREVENTS COSTLY STANDSTILLS.

Equipment breakdowns have a direct impact on your productivity. No production means no revenue, but the fixed costs stay the same, resulting in lower profitability. By avoiding breakdowns and increasing the reliability of your machine, you will be able to produce more per year, which will immediately improve your profitability.

PREVENTIVE MAINTENANCE KITS

PREVENTIVE MAINTENANCE KITS

All in one box and tailored to match your equipment. Easy to obtain and attractively priced, our preventive maintenance kits contain all the parts required for the equipment's scheduled maintenance program. When installed by one of our certified technicians, you keep equipment downtime to a minimum and its uptime to a maximum throughout its working life.

PREVENTIVE MAINTENANCE PAYS BACK

Equipment needs preventive maintenance that demands

- Timely intervention to avoid expensive breakdowns
- High quality maintenance also means higher resale value (residual value)



Lower Cost of Ownership
Maintenance prevents more costly repairs



Increased equipment reliability
Full equipment uptime



Higher resale value

TECHNICAL DATA

	F1800C	F1800W	SD1800C	SD1800W
MASSES				
Weight (incl. standard screed), t	10.5	10.3	10.5	10.3
DIMENSIONS				
Basic width, m	1.80	1.80	1.80	1.80
Working width (max.), m	4.70	4.70	4.70	4.70
Working width (basic screed), m	3.50	3.50	3.50	3.50
Working width (min.), m	0.70	0.70	0.70	0.70
Interjob transport width (+ 1 set of extensions & side shields), m	2.55	2.55	2.55	2.55
CAPACITY				
Placement thickness (max.), mm	200	200	200	200
Theoretical placement capacity, t/h	350	350	350	350
MATERIAL HOPPER				
Capacity, t	10.5	10.5	10.5	10.5
Dumping height, m	0.50	0.50	0.50	0.50
Hopper width (internal), m	3.05	3.05	3.05	3.05
TRACTION				
Maximum paving speed, m/min	25	25	25	25
Transport speed, km/h	4	15	4	15
ENGINE				
Manufacturer/Model	Deutz, 2.9L TD 4 Cylinder	Deutz, 2.9L TD 4 Cylinder	Deutz, 2.9L TD 4 Cylinder	Deutz, 2.9L TD 4 Cylinder
Emissions according to	Tier 3 or Tier 4	Tier 3 or Tier 4	Tier 3 or Tier 4	Tier 3 or Tier 4
Rated Power	54 kW @ 2200 rpm	54 kW @ 2200 rpm	54 kW @ 2200 rpm	54 kW @ 2200 rpm
Electrical system, V	24	24	24	24
Fuel tank capacity, L	73	73	73	73
UNDERCARRIAGE				
Crawler drive	Yes		Yes	
Wheel Drive		Yes		Yes
Operational controls	Conventional	Conventional	Pavemanager 2.0	Pavemanager 2.0
CONVEYOR				
Conveyor type	Dual bar feeder	Dual bar feeder	Dual bar feeder	Dual bar feeder
Conveyor width, mm	700	700	700	700
Conveyor control	Aut. / Proportional paddles	Aut. / Proportional paddles	Aut. / Proportional paddles	Aut. / Proportional paddles
AUGER				
Auger diameter, mm	320	320	320	320
Height adjustment, mm	200	200	200	200
Auger control	Aut. / Ultrasonic sensors	Aut. / Ultrasonic sensors	Aut. / Ultrasonic sensors	Aut. / Ultrasonic sensors

Your Partner on the Road Ahead