

# DYNAPAC LARGE WHEELED PAVER RANGE

SD2500W / SD2500WS



# EXCELLENT PAVING QUALITY

**THE DYNAPAC SD WHEELED PAVERS** provides two powerful options each with high-end features and the flexibility to adapt to varied site conditions. Key features are agility, power and intelligence, and they're designed to meet and surpass your needs in terms of precision, efficiency and ergonomics. Our machines have a compact design and superior manoeuvrability, together with an advanced new drive concept and the power to lay up to 9 m working widths.

## QUALITY

To achieve the best paving quality you need to rely on a high-performance screed, smooth material flow and an efficient, powerful drive with Dynapac AddTraxxion Plus.

The paving quality is measured in compaction, evenness and profile - the Dynapac SD paver range will help you to achieve your paving goals!

## INTELLIGENCE

Our intelligent control system PaveManager 2.0 combined with the new 7" display provides you with excellent monitoring of the complete paving process and ensures an optimal material flow. RemoteControl 2.0 in tablet design is convincing with user-friendly operator concept.

PaveManager 2.0 offers advanced features such as a real time paving parameter overview, paving parameter memory function and automatic crown and slope settings. Combined with additional sensors, PaveManager 2.0 can also display real-time layer thickness and working width data.

	SD2500 W	SD2500 WS
Eng. power at 2,200 min	129 kW	129 kW
Theor. paving capacity	700 t/h	750 t/h
Max. working width	7.50 m	9.00 m







***EXCELLENT PAVING QUALITY  
OPERATIONAL EFFICIENCY  
SMOOTH MATERIAL FLOW  
ERGONOMIC & COMFORTABLE DESIGN***



## SMOOTH MATERIAL FLOW

### ADDRTRAXXION

We have redefined traction for wheeled pavers with an innovation that hydraulically optimises the traction of the front wheels, taking into account the load on the hopper. We call it AddTraxxion. Combined with the electronically controlled rear wheel drive, AddTraxxion ensures optimum traction through the perfect combination of precision and power. AddTraxxion PLUS perfects Dynapac pavers for special applications.

### DRIVE IN CONFIDENCE

The SD range gives an outstanding driving experience, thanks to a well-balanced undercarriage, wide tires and a pendulum front axle bogie, which ensures ground contact at all times. The machine has a wide wheel base, low centre of gravity and the ability to turn tight corners. The new hydrostatic, wear-free brake system offers maximum deceleration for increased safety.

### SPEED

The optimized direct rear drive with electronically controlled pumps offers precise and easy adjustment. Variable pumps save fuel and reduce noise. The SD 2500W is a 4-wheel drive vehicle and the WS version has 6-wheel drive. The powerful drive gives you a high transport speed – from standstill to top speed in just a few seconds – making it easy to follow the traffic flow.

### PROFILE

Our wheeled machines are equipped with high performance tires specially selected for paving applications. A tire size of 445/80R25 gives excellent ground contact and outstanding traction. They offer cross stability and excellent power transmission.



# SMOOTH MATERIAL FLOW



## MATERIAL FLOW

Dynapac has designed the hopper for outstanding material transfer. It's long (1 953 mm) and has a very low dump height for fast and easy material transfer from lorries. Separately controlled hopper wings with generous solid rubber flaps ensure quick and easy handling of material. Chamfered hopper



corners prevent cold material being left in the hopper. The conveyor tunnel has been shaped for an optimal flow and minimal segregation. A reversible twin conveyor system, (2 x 580 mm wide), offers smooth transfer. To ensure a flawless material flow, we offer a robust paddle sensor system for proportional control. The new optional hopper front flap re-



duces material spillage on the push rollers and on the road. It also helps to completely empty the hopper and reduces the need for manual work. The Dynapac SD wheeled pavers offer a shock absorption system based on profile dampers that convert the shock energy partly in to thermal energy.

## POWERFUL AUGER SYSTEM

The left and right augers are independently driven and provide continuously variable control, even in reverse mode. Our robust auger system has improved torque to provide a perfect paving result at all working widths. The auger height can be adjusted hydraulically and steplessly up to 250 mm while paving.




## INNER AUGER DRIVE

The Dynapac auger system is an improved central drive system with a slim gearbox (15 cm wide) and small outer bearings that ensure homogeneity of mixture, despite the high material throughput of up to 750 tons per hour!

## OUTSIDE AUGER DRIVE

This unique auger drive system gives an excellent view of the auger compartment and the conveyor tunnel. The clever drive solution offers low material segregation for a perfect paving result.







### 4-TUBE PRINCIPLE

Dynapac screeds are the most appreciated screed on the market, worldwide!

The screed is extremely stable due to our well-proven four-guiding tube principle which offers unmatched screed stability. Our screeds are easy to assemble while they don't need any supporting rods, even at large working widths.

This allows you to fully focus on the paving process and save money on set-up times.



*There's no need for supporting rods for the screed, which makes all Dynapac screeds free floating – a must for excellent paving result!*



### **ELECTRIC OR GAS – YOUR CHOICE!**

Our optimized electrical heating system features high quality insulation and a stronger generator that significantly reduces heat-up times. The generator is driven by a flexible shaft from the gear box that offers great reliability and reduced maintenance.

We are able to achieve even heat distribution thanks to our well-designed heating coils for bottom plates and tampers.

Those opting for our gas heating system gets a remarkably shorter heat-up time and amazing pavement quality from the first stretch of track! Dynapac supports sustainable gas heating systems to reduce energy consumption as well as CO<sub>2</sub> emissions.

### **ECCENTRIC FLEXILEVER**

Dynapac's unique Flexi Lever quickly and conveniently changes the angle of attack. This offers a visual control of screed settings to adopt various layer thicknesses during the paving process. Lever adjustment is made with a simple.



### **ERGONOMIC SIDE SHIELD CONTROL**

The height and the angle of the side shield are adjustable with only one crank. The crank is placed on top of the side shield below the remote control, creating a comfortable, central workplace for the screed operator for excellent paving results.



	VARIO SCREEDS		HIGH COMPACTION SCREEDS	
	V5100TV/TVE	V6000TV/TVE	V5100TVH	V6000TVH
Basic width	2.55 m	3.00 m	2.55 m	3.00 m
Hydraulically extendable to	5.10 m	6.00 m	5.10 m	6.00 m
Heating system	LPG/ Electric	LPG/ Electric	Electric	Electric

#### **Maximum working width (with extension parts)**

SD2500W	7.30 m	7.50 m	-	-
SD2500WS	8.10 m	9.00 m	6.60 m	7.50 m



1

### **ERGONOMIC & COMFORTABLE DESIGN**

Excellent and comfortable view to the hopper and all working areas due to the higher seat position and movable platform. An optional weatherhouse with opening windows is available.

2

### **VARIO SPEED**

Load sensing hydraulic system to reduce fuel consumption.

3

### **LOW NOISE**

Large paver range reduced noise level to 104db(A) through an efficient drive concept, additional noise roof insulation and a noise optimized screed design.

4

### **SMOOTH FLOW**

Unmatched capacity and minimized segregation through a perfectly balanced conveying system.

5

### **ADDTRAXXION**

The load sensing system AddTraxxion controls the front wheel drive automatically depending on the current load and required power.

6

### **BRILLIANT LIGHT CONCEPT**

Dynapac offers lighting systems for night work: LightAssist, LED lights, LED lighting balloons, auger & engine compartment lights as well as side and screed lights for wider working widths.

7

### **PAVEMANAGER 2.0 & REMOTE CONTROL 2.0**

Intelligent control of the paver and the paving process for better quality.

8

### **PATENTED SHOCKABSORB SYSTEM**

When docking with a truck, the tubus damper converts the shock energy into thermal energy.

9

### **STRONG AUGER**

Our strong auger system has an improved torque to provide a perfect paving result at all working widths. Offered with inner and outer drive. The auger height can be adjusted hydraulically and steplessly up to 250 mm – while paving!

10

### **SAFE TRANSPORT**

Hydraulically operated locking cylinders for the leveling arm and electric roof lifting. Safe, fast and easy!

11

### **DYNAPAC SCREED**

Best in business with integrated leveling functions for excellent quality. The Flexilever offers fast and convenient change of the screed angle for different layer thicknesses.



7

3

4

8





6

1

7

2

10

9

11

5



**EXCELLENT VISIBILITY**

All round visibility! The operator has a clear view into the hopper, conveyor and auger compartment, as well as on the marker bar plus he has direct eye contact with screed operators and truck drivers. The comfortable platform slides out up to 500 mm on both sides just by pressing a button on the dashboard.

**BRILLIANT LIGHT WITH LIGHTASSIST**

Dynapacs LightAssist ensure more light, more visibility, more safety! Coming home light and integrated side shield lights have been developed with the focus on operational efficiency. LightAssist especially supports applications in dark times. Dynapacs operator appreciate our brilliant lighting concept.

**ERGONOMIC WORK PLACE**


In addition to effective compaction the Dynapac screed offers great accessibility. The low height gives you a superior view into the auger compartment and constant control over material flow. This low profile screed provides a central, safe and ergonomic workplace.

**OPERATOR'S COMFORT**

Our ergonomically designed cabin makes sure that the operator can work comfortably and effectively at all stages of the process. The platform offers generous head room and a flat floor with ample storage space. The big storage boxes in the floor of the platform improve the rear view. The platform offers 2 integrated platform lights. The ergonomic

comfort seats, also available with seat-heating, can be adjusted to any position you need. Repositioning the dashboard has become even easier with the improved dashboard console. For a very fast paving start all automatic function for the paving are marked in yellow. The Dynapac SD paver generation also of-

fers a weather house with opening side and front windows for comfortable operation in all weather conditions. To improve the working environment and keep the fume level around the operator stand low, an optional fume suction system is available.







*Extendable platform by 500 mm  
on both sides for excellent view*



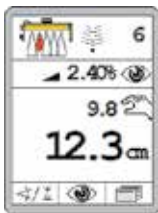
INTELLIGENT MANAGEMENT





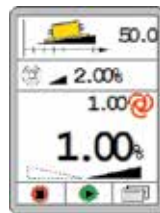
## PAVEMANAGER 2.0 & REMOTE CONTROL 2.0

The SD pavers feature the updated PaveManager 2.0 control system that offers unmatched paving control for all applications from highway to city paving. This system ensures optimized paving performance again and again. Our high end integrated control system is intelligent and directly connected through a CAN-BUS system. This assures fast and reliable communication. Many changes and adjustments made on the Remote Control 2.0 can also be made from the dashboard and vice versa. Dynapac Remote Control 2.0 is developed to recognize all leveling equipment. They are self-configuring, meaning that you can use each one on either side. Both dashboard and remote controls offer color display and intuitive self-explanatory menus and functions. Symbols and pictures make handling even easier. Dynapac quick start functions on the dashboard & Remote Control 2.0 are marked in yellow to support operators.





### REMOTE CONTROL 2.0

The software offers individual configuration. You select the parameters to be shown in the main view based on your needs.



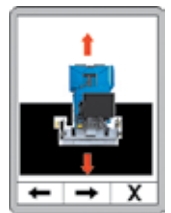
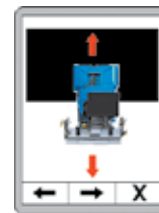
### AUTOMATIC PROGRAMMING

Automatic programming of slope and / or crowning for the paving distance.



### MULTIFUNCTION

Allows you to track two parameters in one screen. The function can also be used as a crossover function where one screened operator can monitor and control both screed sides from one remote control.



### MATERIAL CALCULATOR


This function calculates material paved and material to be paved. You simply enter the parameters of the job ahead of you and the program calculates how much material will be needed. Optional sensors give real-time input on screed width and layer thickness.



### TRUCK DOCKING MADE EASY

Dynapac's TruckAssist system is designed to help trucks dock correctly and safely with the paver by simplifying communication between the paver and truck driver. The system comprises two sturdy, LED bars which are strategically positioned on both hopper edges. TruckAssist allows safe, efficient communication between the drivers of the paver and the truck and also feeder driver. This enable the paver driver iwth a realtime display to remain in control of the truck docking process at all times. This feature is particularly useful in low noise areas, reducing the need to use the horn and guide the truck in dark times to the paver.





### **FAST, EASY REPOSITIONING WITH SETASSIST**

SetAssist system is especially useful where there is a large amount of spot work involved as it is designed to reduce setting and transport times on the jobsite. Now the paver driver has the option to save the position of the auger and screed before moving from one section to the next. One push of a button on the redesigned operator panel will then lift the hydraulic front flap, auger and screed, lock the screed for transport and reverse the conveyor slightly. Other features, like our new electric track cleaner can be added on demand.



### **CLEANINGASSIST**

Operators always in focus, we developed our supporting CleaningAssist. Pushing one button and several functions moving slowly to make the cleaning work very easy. Operators are appreciating that function.



Dynapac SD Pavers are powered by a Cummins QSB6.7 diesel engine with emission stage IIIA/IV. The power unit offers optimized energy conversion through: load-sensitive engine speed control; use of the most efficient pumps and the most compact final drives, incl. motors. The cooling system is driven by a hydraulic motor that is thermostatically controlled for efficient cooling. The CAN-BUS system ensures high operational reliability and centralised control.

### **VARIOSPEED**

Optimal rpm at all times! VarioSpeed is a Dynapac patented drive concept that recognizes the required rpm for the specific working situation. A computer senses and controls the needed rpm, infinitely! This is an option that will save you money. It can save up to 15% on energy costs. Fuel consumption is reduced and the life of your engine is increased!

This is a standard feature on SD Pavers with stage IV engines, others can be upgraded to VarioSpeed at any time.

### **ECOMODE**

Dynapac EcoMode's stepless operation makes it unique. You can adjust the engine rpm to suit the conditions of your particular job site. Instead of having a fixed rpm level, you individually set the level for the particular working situation in the eco-function. This function gives you lower fuel consumption, less noise and a longer life for your engine.



# DYN@LINK



With the introduction of Dyn@Link, Dynapac Road Construction Equipment provides customers with a tool to monitor and manage their machine fleet efficiently and conveniently. The intelligent telematics system offers many possibilities to optimize fleet usage, to reduce maintenance costs and to save time and money.

### 3 Versions available

The new telematics Dyn@Link system is available in three versions: Dyn@Link, Dyn@Link Advanced and Dyn@Link Pro.

All systems include the hardware with sim-card, webpage access and a 36-month data connection package, which can be extended after 3 years.

#### Dyn@Link Pro\*

Paving parameters linked to geographical location  
- Working width  
- Layer thickness  
- "Asphalt temperature"

Interface with Dynapacs Paving Manager (BPO)

#### Dyn@Link Advanced

Fuel consumption

Machine parameters  
- Engine parameters  
- Distance travelled

Remote diagnostic

#### Dyn@Link

Working hours

Maintenance schedules

Geofence

*\* Available on large asphalt pavers, additional sensors might required*

All machines, together with important information such as position, fuel and Ad-blue levels, service status and map view, are listed on the dashboard. Thanks to the online portal and the Dyn@Link app, users can access this information from anywhere and at any time.

### Customize the tool for your needs

The user-friendly webpage is easy to learn and the various filters and personal setting options for graphs and tables allow you to adapt the webpage to your individual requirements.



## CONTROL YOUR COSTS

Being active in the Road Construction business requires considerable investment. Every square meter involves an operational cost composed of fixed costs such as interest on equipment acquired, labor costs, insurance and equipment depreciation, but also variable costs such as expenses for fuel, wear and maintenance.



### Wear cost

Since Dynapac always uses high-quality wear parts, the time that is needed to change them can be kept to a minimum. Customers who use Dynapac spare parts will improve reliability and protect their investment.

### Operator cost

The operator is always a very big part of the total cost. Operators using Dynapac equipment will enjoy good ergonomics and easy-to-operate equipment.

### Maintenance cost

All road construction equipment need regular check-ups such as change of oils and filters. Dynapac always strives to use components that require as little maintenance as possible.

### Investment cost

The purchase price is often only a relatively small part of the total cost. Dynapac rollers and pavers maintain a high value throughout their working life, which is good to know if you ever want to sell it.

### Fuel cost

Fuel expenses can make up a large part of your total cost. Since Dynapac rollers and pavers are equipped with a very efficient hydraulic system, your fuel cost can be kept at a low level.



## SERVICE COMMITTED TO YOUR FUTURE

### WHAT?

#### GENUINE PARTS AND KITS

- Preventive maintenance kits
- Genuine Filters
- Fluids and lubricants
- Wear and repair kits
- Upgrade Kits

#### SERVICE

- Right competence
- Training program
- Inspection & service program
- Extended Warranty & Service Agreement

#### CONSUMABLES

- Road Milling  
Tools (bits)

### HOW?

#### GLOBAL DISTRIBUTION NETWORK

Always close to you

#### DYNAPAC.COM

- Kit selector
- Fluid selector
- Shop Online

#### DYN@LINK

- Manage your fleet
- Timely interventions planned with service alerts

## PREVENT THE COST OF A BREAKDOWN

### REGULAR MAINTENANCE PREVENTS COSTLY STANDSTILLS.

Equipment breakdowns have a direct impact on your productivity. No production means no revenue, but the fixed costs stay the same, resulting in lower profitability. By avoiding breakdowns and increasing the reliability of your machine, you will be able to produce more per year, which will immediately improve your profitability.

## PREVENTIVE MAINTENANCE KITS

### PREVENTIVE MAINTENANCE KITS

All in one box and tailored to match your equipment. Easy to obtain and attractively priced, our preventive maintenance kits contain all the parts required for the equipment's scheduled maintenance program. When installed by one of our certified technicians, you keep equipment downtime to a minimum and its uptime to a maximum throughout its working life.

### PREVENTIVE MAINTENANCE PAYS BACK

Equipment needs preventive maintenance that demands

- Timely intervention to avoid expensive breakdowns
- High quality maintenance also means higher resale value (residual value)



**Lower Cost of Ownership**  
Maintenance prevents more costly repairs



**Increased equipment reliability**  
Full equipment uptime



**Higher resale value**

**DYNAPAC LARGE WHEELED PAVERS**

	<b>SD2500W</b>	<b>SD2500WS</b>
<b>WEIGHT</b>		
Weight, t (incl. screed V5100)	18	18
<b>DIMENSIONS</b>		
Basic width, m	2.55	2.55
Working width, max, m	7.5	9
Working width, min (w/reduction shoe), m	2	2
Wheel base, mm	2241	2241
<b>CAPACITY</b>		
Placement thickness (max), mm	-100 up to +300	-100 up to +300
Capacity, t/h	700	750
<b>MATERIAL HOPPER</b>		
Dumping height center (w. hopper flap), mm	574 (580)	574 (580)
Hopper width, internal, mm	3142	3142
<b>TRACTION</b>		
Paving speed, m/min	1 - 30	1 - 30
Transport speed, km/h	0 - 20	0 - 20
Front wheel drive	2	4
Final drive	Hydrostatic direct drives comprising planetary gear units and hydraulic motors	
<b>OPERATOR CONSOLE</b>		
Dashboard	Slidable left/right Ergonomic dashboard with 7" color display	
Platform	Slidable platform (500 mm left and right)	
<b>ENGINE</b>		
Engine model	Cummins QSB 6.7 - C173	Cummins QSB 6.7 -C173
Rated power KW @ 2200 rpm	129	129
Emissions	Stage IIIA, IV (T4f)	Stage IIIA, IV (T4f)
Electrical system, V	24	24
Fuel tank capacity, l	315	315
<b>CONVEYOR</b>		
Conveyor type	Dual bar feeder	Dual bar feeder
Conveyor width, mm	2 x 580	2 x 580
Conveyor control	Automatic with limit switches	Automatic with limit switches
<b>AUGER</b>		
Auger diameter, mm	380	380
Auger control	Automatic with ultrasonic sensors	
Auger height adjustment, mm	250	250
<b>SCREED OPTIONS</b>		
Vario screed V5100TV/TVE & V6000TV/TVE	YES	YES
High compaction V5100TVH & V6000TVH	NO	YES

**Your Partner on the Road Ahead**



**Dynapac GmbH**  
 Ammerländer Str. 93, 26203 Wardenburg, Germany  
 Tel.: +49 4407 9720 - Fax: +49 4407 972307  
[www.dynapac.com](http://www.dynapac.com)